
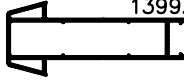




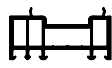
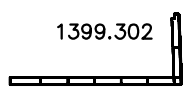



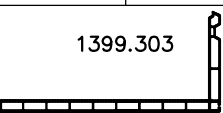






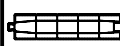




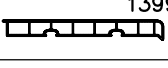
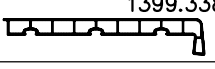
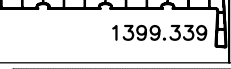
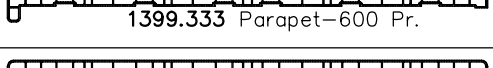
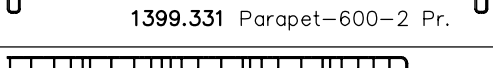


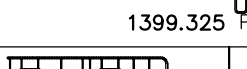























## YARDIMCI PROFİLLER

PROFİL	KOD NO	MALZEME ADI	BİRİM	kg/m
	1399.213	Bağ -19 Pr.	m.tül	0.165
	1399.210	Bağ-40 Pr.	m.tül	0.835
	1370.211	Bağ-40 Kapama Pr.	m.tül	0.240
	1399.102	Kanal Kapama Pr.	m.tül	0.020
	1399.110	Damlalık -28 Pr.	m.tül	0.156
	1399.251	Kasa Taban Pr.	m.tül	0.590
	1370.130	Kasa Uzatma-30 Pr.	m.tül	0.810
	1399.302	Pervaz-120 Pr.	m.tül	0.537
	1399.301	Pervaz-80 Pr.	m.tül	0.405
	1399.311	Pervaz-80 Adap. Pr.	m.tül	0.240
	1399.310	Pervaz -150 Adap. Pr.	m.tül	0.235
	1399.303	Pervaz-150 Pr.	m.tül	0.850
	1399.304	Pervaz-150 Kapak Pr.	m.tül	0.345
	1399.351	T-28x28 Pr.	m.tül	0.140
	1399.353	T-40x50 Pr.	m.tül	0.255
	1399.361	L-15x30 Pr.	m.tül	0.110
	1399.363	L-33x40 Pr.	m.tül	0.235
	1399.115	Lambri 19x100 Pr.	m.tül	0.800
	1399.117	Lambri 24x100 Pr.	m.tül	0.744
	S999.120	Sandwich Panel -20	m <sup>2</sup>	5.227
	S999.124	Sandwich Panel -24	m <sup>2</sup>	5.330


















## YARDIMCI PROFİLLER

PROFİL	KOD NO	MALZEME ADI	BİRİM	kg/m
	1399.335	Parapet-125 Pr.	m.tül	1.410
	1399.336	Parapet-200 Pr.	m.tül	2.200
	1399.337	Parapet-200x25 Pr.	m.tül	1.600
	1399.338	Parapet-250x45 Pr.	m.tül	2.220
	1399.339	Parapet-300x70 Pr.	m.tül	2.780
	1399.333	Parapet-600 Pr.	m.tül	4.930
	1399.331	Parapet-600-2 Pr.	m.tül	5.090
	1399.329	Parapet-500 Pr.	m.tül	4.060
	1399.327	Parapet-400 Pr.	m.tül	3.300
	1399.325	Parapet-300 Pr.	m.tül	2.540
	1399.323	Parapet-200 Pr.	m.tül	1.840
	1399.252	Kasa Taban Pr.	m.tül	0.450
	1399.424	Havalandırma Pr.Seti-24	m.tül	0.752
	1399.230	Köşe Dönüş-60 Pr.	m.tül	0.360
	1399.241	PVC Boru- 63 Pr.	m.tül	0.740
	1399.244	PVC Boru -50 pr.	m.tül	0.475
	1399.231	90° Köşe Dönüş Pr.	m.tül	0.910
	1399.233	135° Köşe Dönüş Pr.	m.tül	0.680
	1399.221	PVC Kutu-30x50 Pr.	m.tül	0.550
	1399.222	PVC Kutu-40x60 Pr.	m.tül	0.685
	1399.223	PVC Kutu-60x100 Pr.	m.tül	1.060
	1399.120	Cam Ü.Yapıştırma Ç.	m.tül	0.140
	1399.375	Kenar Pr.	m.tül	0.100











## YARDIMCI PROFİLLER

PROFİL	KOD NO	MALZEME ADI	BİRİM	kg/m
	1399.376	Eşik Kapama Pr.	m.tal	0.180
	1375.210	90° Köşe Dönüş Pr.	m.tal	1.240
	1370.111	Çift Kanat Bini Pr.	m.tal	1.110
	1371.114	Çift Kanat Dış Kapama Pr.	m.tal	0.420
	1371.113	Çift Kanat İç Kapama Pr.	m.tal	0.230
	1399.378	Parapet Kapama Pr.	m.tal	0.360

## DESTEK SAÇLARI

PROFİL	KOD NO	MALZEME ADI	ATALET MOMENTİ $I_y = \text{cm}^4$	BİRİM	kg/m
	5170.511	U Destek Saç 35x40 (1.5)	3.9	m.tal	1.380
	5170.512	U Destek Saç 35x40 (2.0)	4.9	m.tal	1.814
	5170.211	Binili Kanat- 49/3 Destek Saç (1.5)	2.4	m.tal	0.773
	5170.212	Binili Kanat- 49/3 Destek Saç (2.0)	3.2	m.tal	1.023
	5175.911	U Destek Saç 36x18x26 (1.5)	2.3	m.tal	0.884
	5175.912	U Destek Saç 36x18x26 (2.0)	3.0	m.tal	1.166
	5153.322	Ortakayıt-81/3 Destek Saç(26x32x2.0)	2.1	m.tal	1.667
	5161.911	U Destek Saç 32x24x1.5	1.9	m.tal	0.884
	5161.912	U Destek Saç 32x24x2.0	2.5	m.tal	1.166
	5160.321	Kutu Pr.(10x30x1.5)	1.1	m.tal	0.844
	5399.112	Kutu Pr. (75x15x2.0)	17.7	m.tal	2.672
	5399.211	Kutu Pr. (20x38x1.5)	2.9	m.tal	1.225
	5399.212	Kutu Pr. (20x38x2.0)	3.7	m.tal	1.608
	5399.222	Kutu Pr. (30x50x2.0)	10.0	m.tal	2.340
	5399.411	Kutu Pr. (40x40x1.5)	5.5	m.tal	1.780
	5399.421	(135°) Köşe Dönüş Destek Saç (1.5)	2.9	m.tal	1.439
	5399.232	Kutu Pr. (50x90x2.0)	60.0	m.tal	4.213

## ALÜMİNYUM PROFİLLER

PROFİL	KOD NO	MALZEME ADI	BİRİM	kg/m
	6599.301	Al. Adaptör-50 Pr.	m.tal	0.443
	6599.201	Al. Parapet Adap. Pr.	m.tal	0.427
	6199.250	Al. Boru ø 50	m.tal	0.883
	6199.240	Al. Boru ø 40	m.tal	0.713
	6399.512	Al. Denizlik-120 Pr.	m.tal	0.679
	6399.515	Al. Denizlik-150 Pr.	m.tal	0.882
	6399.520	Al. Denizlik-200 Pr.	m.tal	1.166
	6353.101	Al. Eşik Pr.	m.tal	0.588
	6399.124	Al. Kapı Altlığı Pr.	m.tal	0.192
	6399.126	Al. Kapı Altlığı -16 Pr.	m.tal	0.199